



# DELAY ON OPERATE-FIXED RELAY OUTPUT

2400

## FEATURES:

- Hermetic Package
- Reverse Polarity Protection
- Built to MIL-R-83726 Environmentals
- CMOS Digital Design

## ELECTRICAL SPECIFICATIONS:

**Timing Range:** 50 ms to 600s

**Tolerance:**  $\pm 10\%$  or 10 ms whichever is greater

**Repeatability:**  $\pm 1\%$

**Recycle Time:** 10 ms

**Recovery Time:** 20 ms

### Input Data:

**Input voltage:** 18 to 31 V dc

**Current drain:** 85 mA maximum at 31 V dc (25°C)

### Output Data:

**Output form:** 2 PDT

**Output rating:** 2 A at 30 V dc Res.

.125 A 115V, 400 Hz Res.

**Transient protection:** 80 V dc for 50 ms

## ENVIRONMENTAL SPECIFICATIONS:

**Temperature Range:** 2401 Series -55°C to +85°C. 2402 Series -55°C to +125°C.

**Vibration:** 20 G's, 10 to 2000 Hz.

**Shock:** 50 G's, 11  $\pm$ 1 milliseconds duration.

**Insulation resistance:** 1000 megohms at 500 VDC, all terminals to case.

**Dielectric strength:** 500 V RMS, 60 Hz at sea level, all terminals to case.


**Sealing:** Hermetic, 1.3 inches mercury.

**Life:** 100,000 operations minimum.

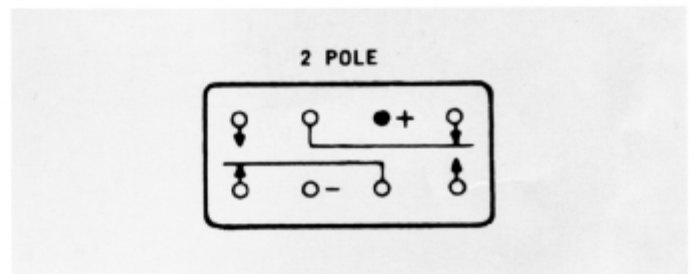
**Weight:** 1.2 oz. maximum.

## OPTIONS:

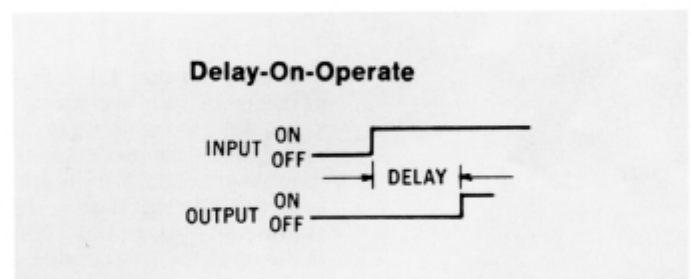
- Timing tolerances
- Mounting and header styles
- Input voltages different



WIRING DIAGRAM

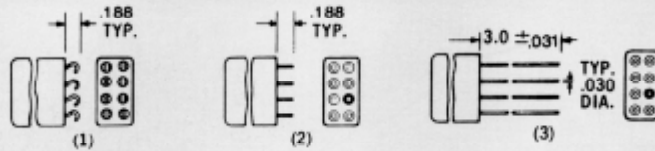


TIMING DIAGRAM



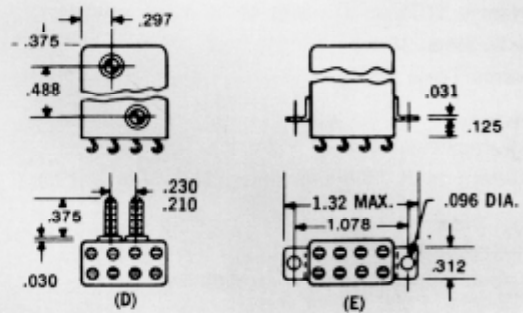
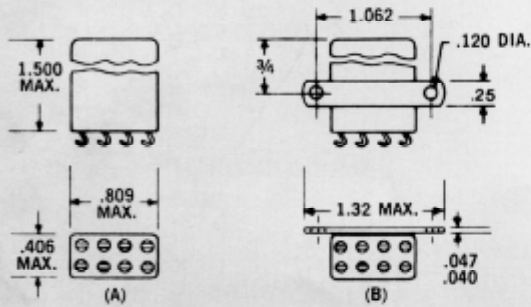
## MECHANICAL SPECIFICATIONS

### HEADER STYLES



NOTE: Terminal Spacing .2 inches, all headers. Terminal Diameter .030 inches, all headers.

### MOUNTING STYLES



Note: Studs shown are 4-40 Thread Size.  
DIMENSIONS ARE IN INCHES (TOLERANCE NOT IMPLIED)

## HOW TO ORDER:

The part number for a Hi-G miniature time delay module consists of four elements: the series number, the header style, the mounting style, and the timing code number. The timing code number consists of four digits and gives the time in milliseconds. The first three digits are the significant figures and the last digit is the number of zeros following the significant figures; thus, 0500 would be 50 milliseconds, 1101 is the code for 1.1 seconds, and 5002 would be 50 seconds. A typical part number for the Hi-G miniature delay module is 2401-1A-1102; this is a time delay module designed to operate in the  $-55^{\circ}\text{C}$  to  $+85^{\circ}\text{C}$  temperature range, hook terminals, style A mounting, and a delay of 11 seconds.

Example:

Hi-G Part Number

