



# INTERVAL TIMER-FIXED RELAY OUTPUT

## 4600

### FEATURES:

- AC/DC Inputs
- Reverse Polarity Protection
- Built to MIL-R-83726

### ELECTRICAL SPECIFICATIONS:

**Timing Range:** 100 ms to 600 s

**Tolerance:** ±10% **Repeatability:** ±1%

**Recycle Time:** 10 ms (DC), 50 ms (AC)

**Operate Time:** 4 Amp rated units: 10 ms maximum, 10 Amp rated units: 20 ms maximum.

#### Input Data:

**Input voltage:** 18 to 31 V dc, 105 to 125 VAC 400 Hz

#### Current Drain:

	DC, 10 A	AC or DC, 4 A
Current Drain at 25°C at 28 Volts DC	135 mA maximum	1-pole: 100mA maximum; 2-pole: 150mA maximum; 3 and 4 pole: 200mA maximum

#### Output Data:

	DC, 10 A	AC or DC, 4 A
Contact Rating at 30 Volts DC	10 A, Resistive 5 A, Inductive	4 A Resistive 1 A Inductive
Contact Rating at 115 Volts, 400 Hz	5 A, Resistive 3 A, Inductive	2 A Resistive 1 A Inductive

### ENVIRONMENTAL SPECIFICATIONS:

**Temperature:** -55°C to +125°C.

**Vibration:** 20 G's, 10 to 2000 Hz.

**Shock:** 50 G's 11 ±1 milliseconds duration.

**Sealing:** Hermetic, 1.3 inches mercury.

**Insulation Resistance:** 1000 Megohms at 500 VDC.

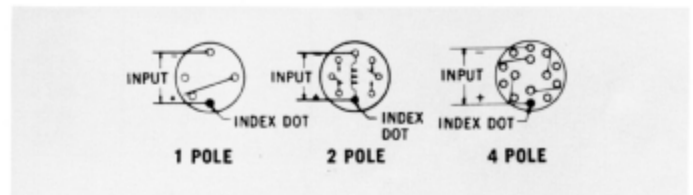
**Dielectric Strength:** 1000 V RMS, 60 Hz at Sea Level, all terminals to case.

**Life:** 4 Amps rated — 100,000 operations min. 10 A rated — 50,000 operations min.

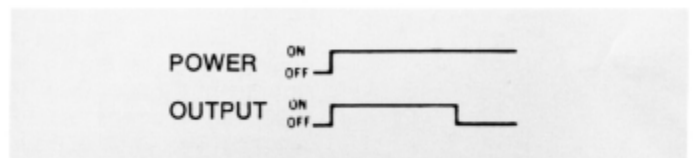
**Weight:** 4 A unit, 4.5 oz. max.  
10 A unit 8.5 oz. max.



### WIRING DIAGRAM



### TIMING DIAGRAM

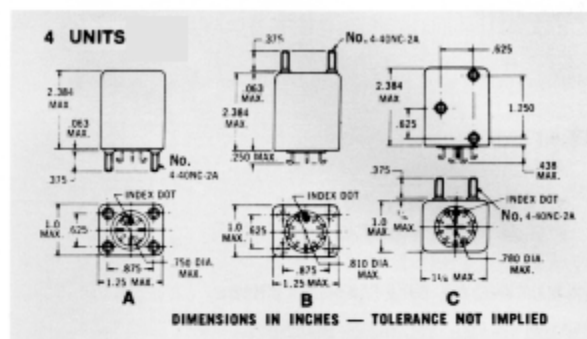
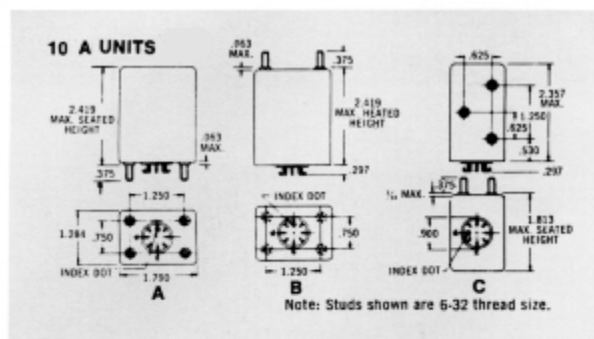


Apply power and the output will energize. After time-out, the output will revert to de-energized state. Remove and reapply input to cycle

### OPTIONS:

- 60 Hz Operation
- Tighter Tolerances
- Modified header and mounting
- Extended Timing Range

## MECHANICAL SPECIFICATIONS



## HOW TO ORDER:

Type	Series	Contacts	Rating
DC	4610	1PDT	10 Amp
	4611	2PDT	10 Amp
	4621	1PDT	4 Amp
	4622	2PDT	4 Amp
	4624	4PDT	4 Amp
AC	4671	1PDT	4 Amp
	4672	2PDT	4 Amp
	4674	4PDT	4 Amp

The part number for a Hi-G Time Delay Module consists of three elements: The series number (from the Table), a letter signifying mounting style, and the timing code number. The timing code number consists of four digits and gives the time in milliseconds. The first three digits are the significant figures and the last digit is the number of zeros following the significant figures; thus 100 milliseconds would be coded 1000, 1.1 seconds would read 1101, and 1 minute (60 seconds) would be 6002.

