




## PLV3 3W Wire Wound Precision Power 4-Terminal Axial Shunt



### Electrical & Physical Specifications:

<b>H-Height</b>	6.35mm (.250")
<b>L-Length</b>	12.7mm (.500")
<b>W-Width</b>	6.35mm (.250")
<b>Lead Dimensions:</b>	.032" dia. x 1.000" long (std.)
<b>Min. Res. @ Derated Power:</b>	.001Ω @ .225W
<b>Min. Res. @ Max Power:</b>	.013Ω @ 3W
<b>Temperature Span:</b>	-65°C to +275°C @ 1% Tol.

### PLV Series Engineering Attributes:

#### RESISTANCE VS. TOLERANCE

You can select any value from 1mΩ (milliohm) to 100Ω. Refer to figure 2 for minimum resistance vs. tolerance ratios.

#### TCR CHARACTERISTICS

**Standard:** 0±15 PPM/°C.

**Special:** 0±10 PPM/°C. When operating from -65°C to +150°C

#### POWER RATING

Full power ratings are based upon ±1% resistance tolerances @ +25°C. Derating is required for closer tolerances, higher temperatures & lower values. Refer to figure 3 shown below.

#### STABILITY

To ±.001%/year @ +25°C. with no load.

#### TERMINALS

The PLV series features solderable hot-tinned pure copper (ETP/OFHC) wire leads. Higher current-carrying capacity leads from #21 AWG to #8 AWG are available for full power ratings on values below the standard minimum resistance listed.

#### PROTECTIVE ENCAPSULATION

The PLV series is sealed in high temperature resistant & solvent resistant epoxy. Aluminum cases sealed with epoxy are available for the 7 & 10 Watt sizes.

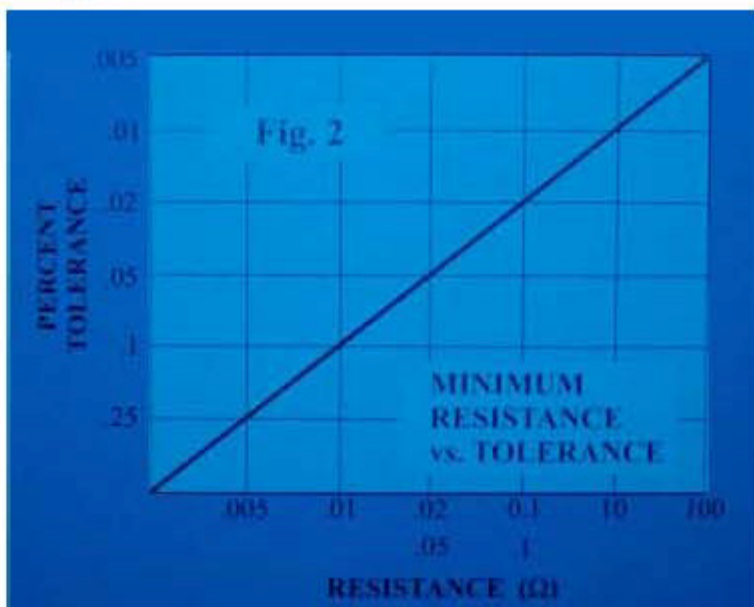
#### MARKING

PRC stamp, type, Ohmic value (Ω) & tolerance, physical size permitting. Custom marking is available upon request.

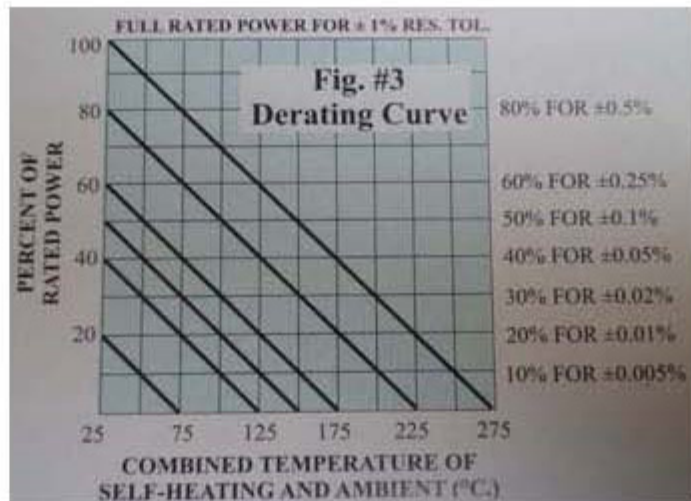
### Details

SKU	PLV3
Type	4-Terminal Axial
Length	12.7mm (.500")
Width	6.35mm (.250")
Lead Dimensions	.032" dia. x 1.000" long (min.)
Height	6.35mm (.250")
TCR Char.	to 0±10ppm/°C.
Temperature	-65°C to +275°C @ 1%.
Resistance	.001Ω - 100Ω
Tolerance	to ±.005%
Max Amps	15
Stability	to ±.005% per year
Max Watts	3.0
Amps	15
Lead Free	Yes

## Detailed Images



Minimum Resistance vs. Tolerance Chart



Derating Information