


PLV7AL 7W Wire Wound Aluminum Case Precision Power 4-Terminal Axial Shunt



Electrical & Physical Specifications:

H-Height	12.7mm (.500")
L-Length	38.1mm (1.500")
W-Width	12.7mm (.500")
Lead Dimensions:	.036" D x 1.000" L (std.)
Min. Res. @ Derated Power:	.001Ω @ 1.444W
Min. Res. @ Max Power:	.022Ω @ 7W
Temperature Span:	-65°C to +275°C @ 1% Tol.

PLV Series Engineering Attributes:

RESISTANCE VS. TOLERANCE

You can select any value from 1mΩ (milliohm) to 100Ω. Refer to figure 2 for minimum resistance vs. tolerance ratios.

TCR CHARACTERISTICS

Standard: 0±15 PPM/°C.

Special: 0±10 PPM/°C. When operating from -65°C to +150°C

POWER RATING

Full power ratings are based upon ±1% resistance tolerances @ +25°C. Derating is required for closer tolerances, higher temperatures & lower values. Refer to figure 3 shown below.

STABILITY

To ±.001%/year @ +25°C. with no load.

TERMINALS

The PLV series features solderable hot-tinned pure copper (ETP/OFHC) wire leads. Higher current-carrying capacity leads from #21 AWG to #8 AWG are available for full power ratings on values below the standard minimum resistance listed.

PROTECTIVE ENCAPSULATION

The PLV series is sealed in high temperature resistant & solvent resistant epoxy. Aluminum cases sealed with epoxy are available for the 7 & 10 Watt sizes.

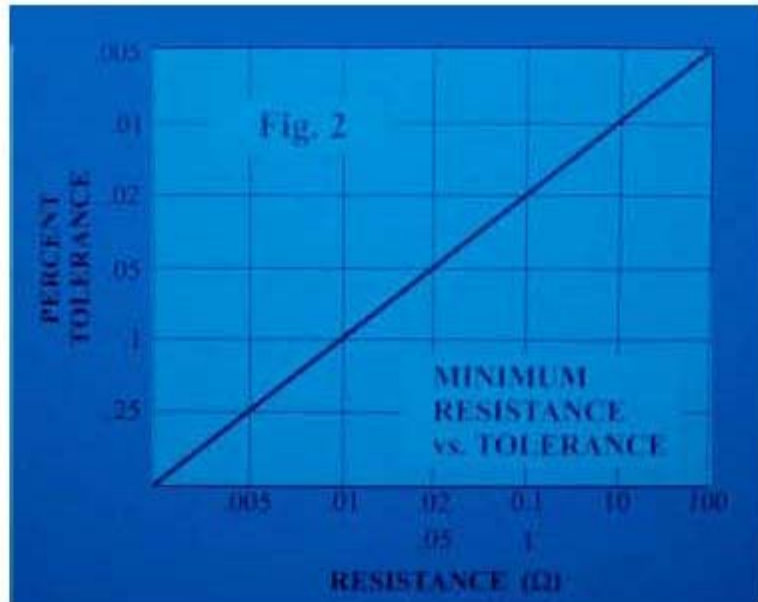
MARKING

PRC stamp, type, Ohmic value (Ω) & tolerance, physical size permitting. Custom marking is available upon request.

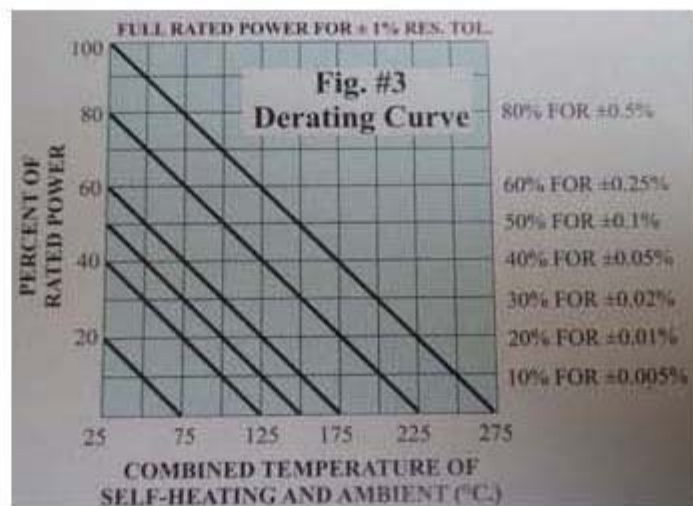
Details

SKU	PLV7AL
Type	4-Terminal Axial
Length	38.1mm (1.500")
Width	12.7mm (.500")
Lead Dimensions	.036" dia. x 1.000" long (min.)
Height	12.7mm (.500")
TCR Char.	to 0±10ppm/°C.
Temperature	-65°C to +275°C (@ 1%).
Resistance	.001Ω - 100Ω
Tolerance	to ±.005%
Max Amps	38
Stability	to ±.005% per year
Max Watts	7.0
Amps	38

Detailed Images



Minimum Resistance vs. Tolerance Chart



Derating Information