

Application Note

SH50050 Series Ceramic Tilt Sensor ñ Settling Time and Cross Coupling Graphs

SCOPE

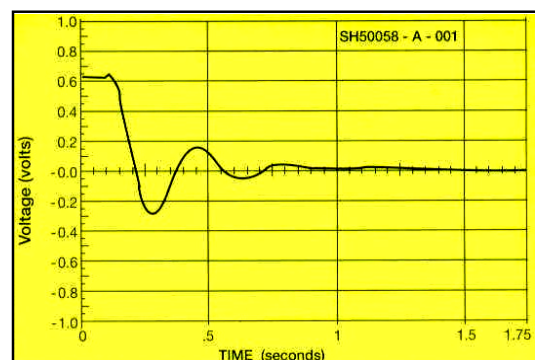
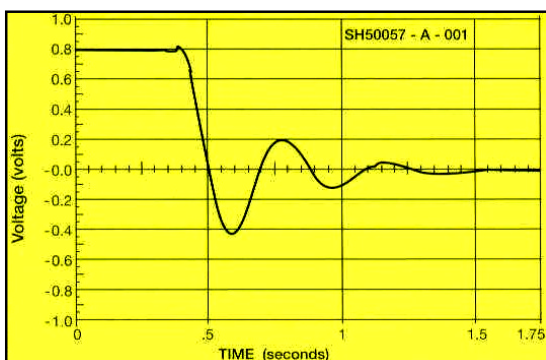
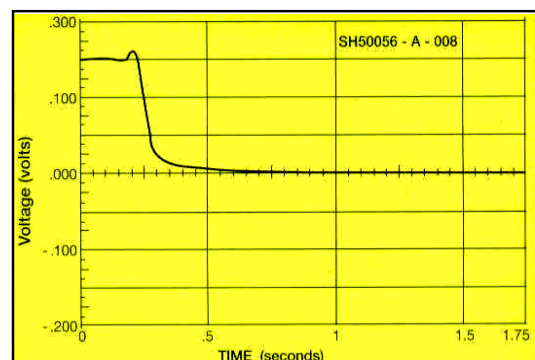
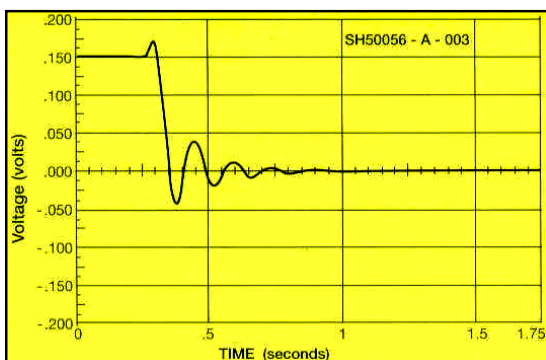
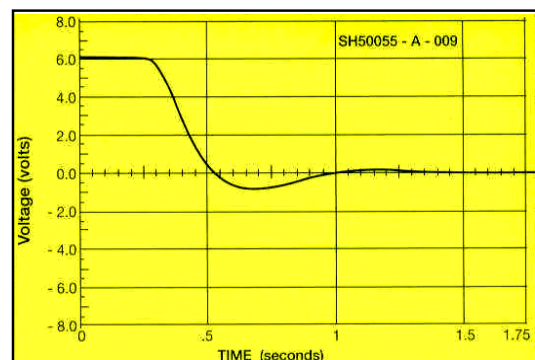
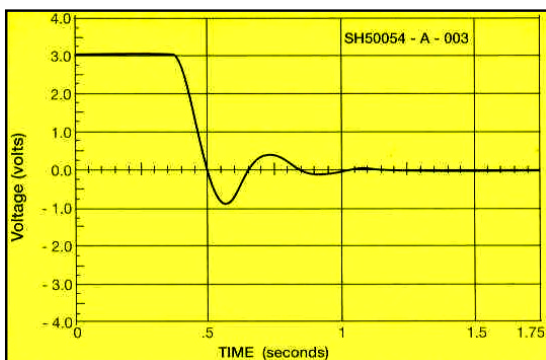
The following graphs and chart depict the typical output response of the appropriate model sensor, for ñSettling Timeí and ñCross Couplingí. Please note that the Cross Coupling chart refers strictly to the SH50056 model sensor only!

DEFINITIONS

Settling Time ñ the amount of time it takes for the sensor output to stabilize to within 1% of its quiescent value, after a stepped movement.

Cross Coupling ñ the maximum deviation of the sensitive axis output, as the sensor is tilted in its orthogonal (perpendicular) axis.

SETTLING TIME GRAPHS

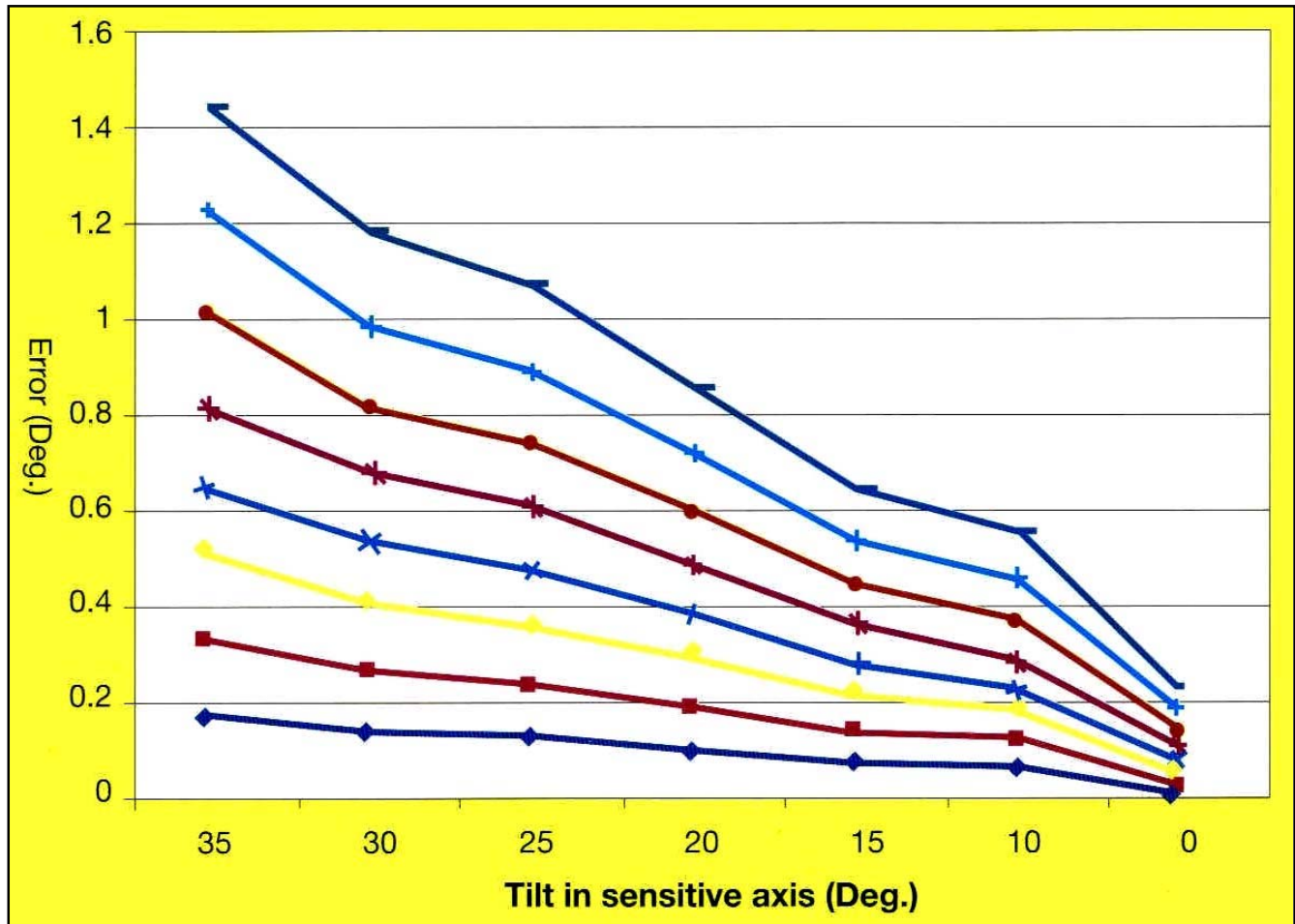


駿融企業有限公司 JIN ZON ENTERPRISE CO., LTD.
104 台北市長安東路二段 171 號 4 樓之 3
4F-3, No. 171, Sec. 2, Chang An E. Rd., Taipei, Taiwan, R. O. C.
TEL: 886-2-27111093~5 FAX: 886-2-27310902
E-mail: jinzon@ms2.hinet.net Http:// www.jinzon.com.tw/

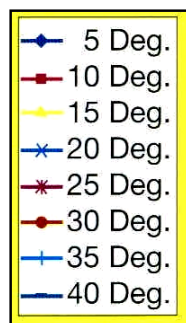
Application Note

SH50050 Series Ceramic Tilt Sensor ñ Settling Time and Cross Coupling Graphs

CROSS COUPLING (Note; applicable to SH50056 model only!)



LEGEND



駿融企業有限公司 JIN ZON ENTERPRISE CO., LTD.
104 台北市長安東路二段 171 號 4 樓之 3
4F-3, No. 171, Sec. 2, Chang An E. Rd., Taipei, Taiwan, R. O. C.
TEL: 886-2-27111093~5 FAX: 886-2-27310902
E-mail: jinzon@ms2.hinet.net Http:// www.jinzon.com.tw/