

## Draw-wire system SZG 81



- Exceptionally rugged length sensor
- Measuring range 0-2,500 mm to 0-6,250 mm
- Output: incremental signals
- IP65 encoder ready-mounted
- Can be supplied with other device types up to 42 meters  
[www.wachendorff.de/szg81-engl](http://www.wachendorff.de/szg81-engl)

The draw-wire encoder SZG 81 was developed for use in harsh environments. With its 4 different lengths, it can be put into service very economically. The various methods of installation mean high flexibility. It can be used even where space is tight, thanks to its compact dimensions.

The SZG 81 can be mounted quickly and with its highly precise mechanics provides reliable accurate length measurement. The intelligent spring-suspension and the nylon-coated stainless-steel wire cable guarantee long-service life, even in difficult operating conditions. The mechanics have been perfectly matched to the encoder model WDG58A. The encoder is already installed.

### Typical areas of application include:

lifts/elevators, lifting platforms, theatre stages, fork lifts and cranes.

### Measurement ranges:

0 - 2500 mm, 0 - 3500 mm, 0 - 5000 mm and 0 - 6250 mm.  
 Greater lengths up to 42000 mm on enquiry

### Resolution Measurement ranges:

Various, depending on encoder up to 100 pulses/mm at 4 x edge evaluation  
 WDG 58A with 1000 I/U = Resolution: 5 pulses/mm  
 WDG 58A with 2000 I/U = Resolution: 10 pulses/mm  
 WDG 58A with 5000 I/U = Resolution: 25 pulses/mm

### Electrical Output:

2 channels (AB) are shifted by 90°. Pulses 10 - 30 Volt, push-pull, 40 mA and zero pulse per rotation = G24

2 channels (AB) are shifted by 90°. Pulses 4,75 - 5,5 Volt, push-pull, 40 mA and zero pulse per rotation + inverted signals = I05

**Deviation:** Less than 0.02% of the final value.

### Measuring wire:

0,86 mm of thick nylon coated high-grade steel wire.

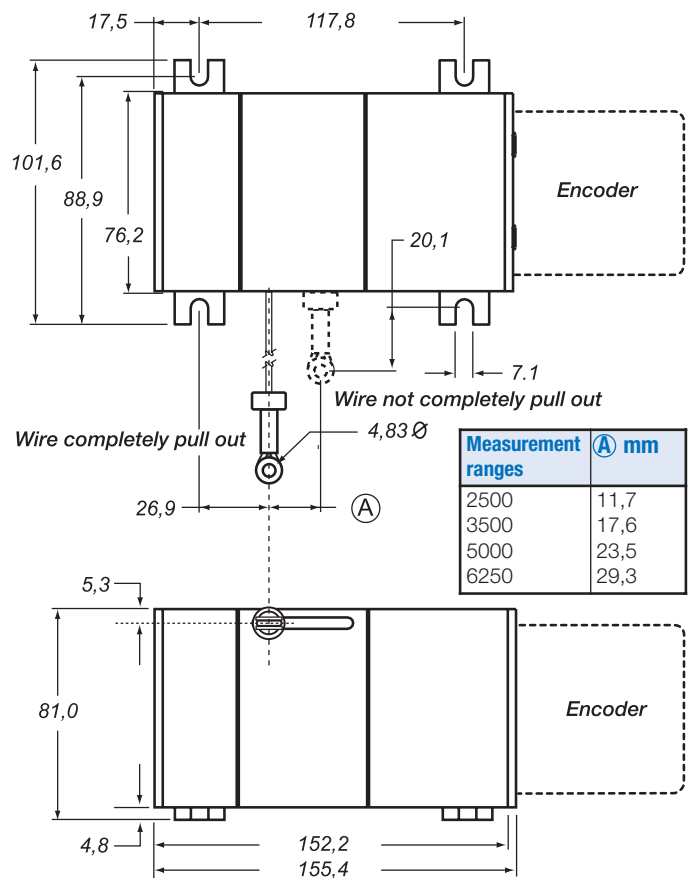
Wire connection: eye  
 max. wire speed: 7,5 m/sec.  
 Pull out strength: approx. 0,5 kg

**System-unit housing:** anodised aluminum

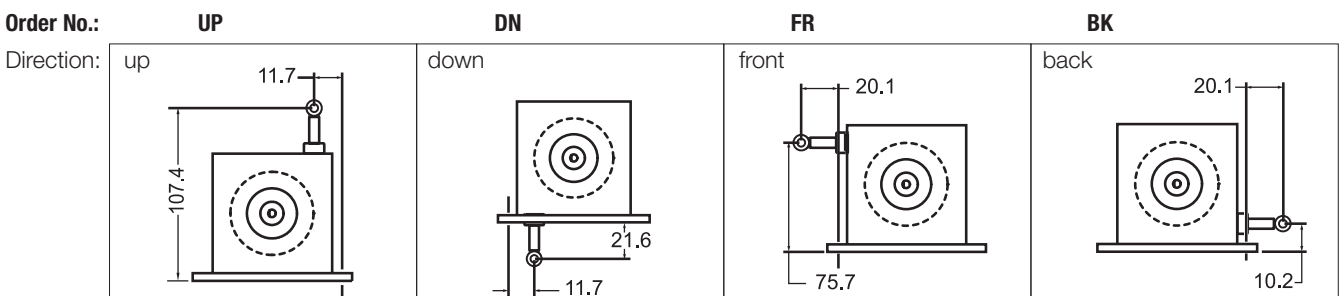
**Weight:** SZG incl. Encoder max. 2,5 kg

**Life expectancy:** At least 10 million cycles

Operating temperature: -20... +70 °C  
 Storage temperature: -30... +80 °C



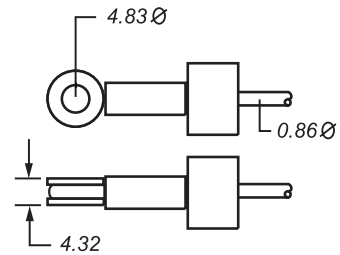
All details in mm and dependent on the encoder configuration.



**Example of the order of a Draw-wire system:**

SZG81 - 5.000 - N - UP - G24 - 25

5.000: Draw wire system with 5.000 mm measurement range;  
 N: nylon coated high-grade steel wire  
 UP: Wire exit up  
 G24: Incl. incremental encoder 58A with channels  
 ABN, signal output G24  
 Connections: Connector 7-pin, radial  
 25: Resolution 25 pulses/mm



**Order number: SZG81 - 5.000 - N - UP - G24 - 25**  
**Position: 1 2 3 x yyy zz**

Short description	Position	Part of order number	Notice/Description
<b>Type</b>	1	SZG81	Draw wire system, housing 81 mm.
<b>Measurement range (MB)</b>	2	2.500 3.500 5.000 6.250	Measurement range 2.500 mm Measurement range 3.500 mm Measurement range 5.000 mm Measurement range 6.250 mm
<b>Measurement wire</b>	3	N	0,86 mm of thick nylon coated high-grade steel wire
<b>Mounting direction</b>	xx	UP DN FR BK	Wire exit up Wire exit down Wire exit front Wire exit back
<b>Output</b>	yyy	G24 = 10-30 VDC, HTL I05 = 5 VDC, RS422 TTL comp.	Channels: ABN, signal output Channels: ABN, ABN, signal output
<b>Resolution *1</b>	zz	05 10 25 zz*	5 pulses/mm 10 pulses/mm 25 pulses/mm You specify another encoder, please, use the order number of the WDG 58 A type This encoder is assembled by us

zz\* mounted Encoder WDG 58A - zzzz - ABN - yyy - S3/5 (ppr):

For resolution of 5 pulses/mm = 1000, 10 pulses/mm = 2000 und 25 pulses/mm = 5000, with the following qualities:

Channels: ABN: 2 channels shifted by 90° plus inverted signals

Output: G24: 10-30 Volt, 40 mA push-pull. I05: 5 VDC, 40 mA push-pull.

Connections: Connector 7-pin, radial = S3 (PIN-arrangement: A=3, B=4, N=5, 0V=1, 10-30VDC=2)

Connector 12-pin, radial = S5 ((PIN-arrangement: A=5, B=8, N=3, A inv.=6, B inv.=1, N inv.=4, 0V=10, 5 VDC=12)

If you like to specify your individual encoder, please enter at the order number zz and define from the data sheet WDG 58 your special encoder.

**Ordering information:**

<b>Mounting direction</b> Wire exit up = UP Wire exit down = DN Wire exit front = FR Wire exit back = BK	<b>Output circuit:</b> G24 = 10-30 VDC, HTL I05 = 5 VDC, RS422 TTL comp.
<b>Measuring wire:</b> 0,86 mm of thick nylon coated high-grade steel wire = N	
<b>Measurement range:</b> 2.500 mm = 2500 3.500 mm = 3500 5.000 mm = 5000 6.250 mm = 6250	
	<b>Resolution:</b> 05 = 5 pulses/mm 10 = 10 pulses/mm 25 = 25 pulses/mm  You specify another encoder, please use the order number of the WDG 58 A type = zz

Example	SZG81	2500	N	UP	G24	05
Your system	SZG81					