


# UV Radiometer SXL 55

Measuring device for determining the UV irradiance

## GENERAL FEATURES



### Properties of the UV Radiometers SXL 55

The UV Radiometer SXL55 is an instrument for diverse applications in UV detection. It consists of a calibrated SiC UV sensor probe and an Android smartphone which serves as a display unit.

Besides the UV-Surface housing various sglux sensors are available upon request. Those types of sensors are listed in our product catalog UV Sensor Probes in the Android USB output category. This flexible configuration allows to choose the type of housing and also to select the desired measurement range and spectral responsivity.

Moreover, the SXL55 is able to distinguish up to 5 different calibrations (stored in the sensor probe) and recognize them autonomously using the preinstalled sglux Radiometer-app.

## GETTING STARTED

Connect the sensor to the smartphone's USB terminal and start the sglux radiometer app.

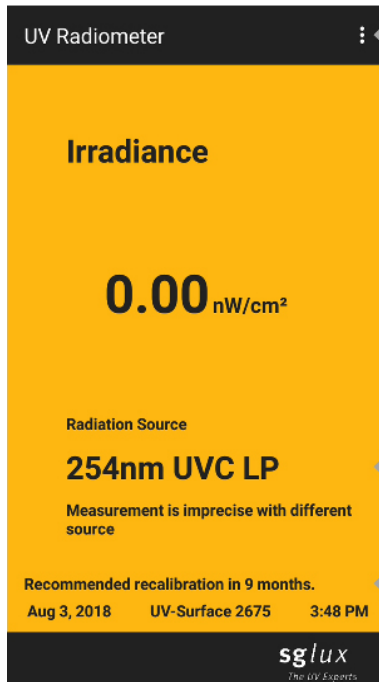
Select the desired radiation source in the menu (upper right side). If the source to be measured is not stored in the sensor, the use of another sensor or a further sensor calibration by sglux is recommended to avoid false values.

The radiometer app offers two different display screens. The standard view displays the irradiance as well as the source data. The advanced view offers the opportunity to display further information and to select other measurement options (e.g. dose measurement, sensor temperature).

# UV Radiometer SXL 55

Measuring device for determining the UV irradiance

## STANDARD VIEW



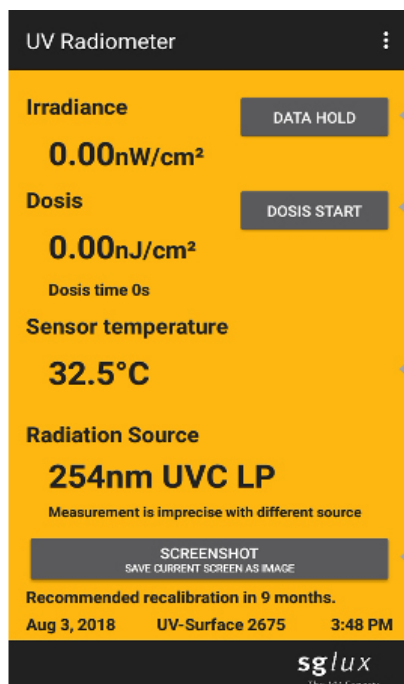
Drop-down menu

The radiation source (calibration) can be selected here. The advanced view is also selectable.

Here, the radiation source to which the sensor has been calibrated is displayed. The source to be measured must be identical. If necessary, the source selection can be changed, or another sensor can be used.

The recommended re-calibration time of the sensor is displayed here.

## ADVANCED VIEW



This button freezes the display (e.g. to read the information easily or to take a screenshot).

Here the dose measurement can be started (integration of the irradiance over the time).

Internal sensor temperature (in general slightly above ambient temperature).

The screenshot function stores the actual display as a photo on the smartphone.